



**TRANSMITTING CARDIAC ARREST MONITOR DATA  
 ADULT & PEDIATRIC**

|                             |
|-----------------------------|
| EMERGENCY MEDICAL RESPONDER |
| EMT                         |
| EMT-INTERMEDIATE 85         |
| ADVANCED EMT                |
| PARAMEDIC                   |




Figure 1

Indications:

1. Cardiac Arrest, regardless of etiology.

Contraindications:

None

Technique (Physio-Control LifePak® 15):

To transmit the cardiac arrest data for resuscitation CQI:

1. In the **OPTIONS** window select Patient, scroll down to Incident and place the unit number and complete incident number of the cardiac arrest into the **OPTIONS/PATIENT/INCIDENT** window. (Figure 1)
2. In the **TRANSMIT** window, Report selection will be **All**. (Figure 2)
3. In the **TRANSMIT** window, select **SITE**. (Figure 3)
4. In the **SITE** window, select **CODE STAT**. (Figure 4)
5. In the **TRANSMIT** window, select **SEND**. (Figure 5)
6. The Physio-Control LifePak® 15 should connect to the selected destination.
7. Once the transmission is completed a transaction message is automatically printed.
8. If the transmission fails, make additional attempts at transmission until successful. If unsuccessful, contact the Clinical Officer of the Day or Supervisor.

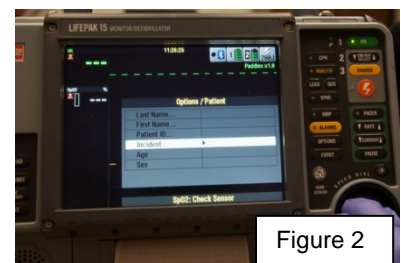


Figure 2




Figure 3

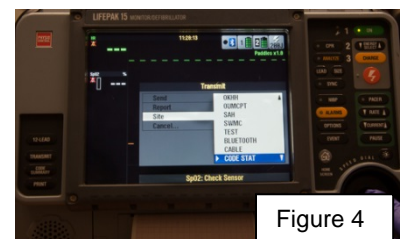


Figure 4




Figure 5